


CLIPLEX® 2000 SERIES CATTLE CRUSH

SPECIFICATION SHEET

Clipex® 2000 series cattle crushes are the most innovative in the series with optional extras like automatic catching, weighing & drafting available. They are air operated and feature a split entry gate, double parallel squeeze with near-side and offside options for the same price. They are hot dipped galvanised and also feature a super heavy duty head bail complete with chin bar with infinite, silent locking mechanisms. It has two head bail handles, front and rear, for safe stock handling.

- Hot dip galvanised
- Extremely strong and durable
- Silent design
- Air assisted locking cell



<https://mcveighparker.com/clipex-2000-series-cattle-crush>

CLIPLEX® 900 SERIES CRUSH WITH SINGLE PARALLEL SQUEEZE

SPECIFICATION SHEET

The Clipex® 900 series cattle crush is a great value vet crush loaded with features. It is of hot dip galvanized construction. It has a single side, parallel side squeeze and a heavy duty concertina head bail complete with chin bar. There are two head bail handles, front and rear, for safe stock handling.

- **Single Parallel Squeeze**
- **Heavy duty concertina head bail complete with chin bar**
- **Vet Section Included**

<https://mcveighparker.com/clipex-900-series-crush-with-single-parallel-squeeze>



CLIPLEX® HDX1100 CLIPLEX CATTLE CRUSH

SPECIFICATION SHEET

The HDX1100 is our best manual offering, maintaining all the great features the HDX series has to offer but uses some features from our excellent pneumatic range as well. The HDX1100 crush is fitted with a durable double sided parallel squeeze, which enables the crush to squeeze up the animal in the middle of the crush to ensure safer and easier operations. The squeeze can also be used to slow down cattle to enable easier catching. The squeeze closes to 12 inches.



- | | | |
|---|---|--|
| <ul style="list-style-type: none">• NEW Infinite locking system• New rubber design• Minimal gaps• Nylon bushes• Noise Dampening Paneling | <ul style="list-style-type: none">• Silent operation• Galvanised construction• Heavy duty construction• Drop-down safety handle• Included With: HDX900 & HDX1100 | <ul style="list-style-type: none">• Lock Release• Infinite Locking Mechanism• Extendable Handle• Adjustable Width• Head Brace |
|---|---|--|

<https://mcveighparker.com/hdx1100-clipex-cattle-crush>

CLIPLEX® 1500 SERIES CATTLE CRUSH

SPECIFICATION SHEET

Clipex® 1500 series cattle crushes have a double parallel squeeze with economically priced pneumatic options. With near-side and offside options the same price, they are of heavy duty hot dipped galvanised construction. This model has a super heavy duty head bail complete with chin bar and both have infinite, silent locking mechanisms.

- **Double parallel squeeze**
- **Heavy duty head bail complete with chin bar**
- **Silent locking mechanisms**
- **Silent design**
- **Air assisted locking cell**



<https://mcveighparker.com/clipex-1500-series-cattle-crush>





CLIPEX® 6 IN 1 AUTO SHEEP DRAFTER

SPECIFICATION SHEET

The Clipex® 6 IN 1 Auto Sheep Drafter, has been designed to not only be an incredibly fast auto drafter, but also to perform most critical tasks with ease. The Auto Sheep Handler enables, Weighing, Drafting, Drenching, Needling, Mouthing & Dagging in a compact design that can fit into most sheep yards.

- **Weigh** - Catch and hold ensuring accurate weights
- **Auto Draft** - Auto Draft up to 800 sheep per hour*
- **Drench** - Drench up to 400 sheep per hour
- **Needle** - Fully restrained, easy access needling
- **Mouth** - Open front access for easy mouthing
- **DAG** - Stand up dagging with rear access





CLIPEX® SHEEP HANDLER
ALL IN ONE SHEEP HANDLER




CLIPEX® SHEEP DRAFTER
6 IN 1 MODEL

PRODUCT CODE	AH-SH16B or AH-SH16C	AH-SH21-AD-3
WEIGHT	800kg	600kg
AUTO CATCH	Yes	Yes
TILT	Yes	No
ANTI-BACKING FLAP	Yes	No
HEAD FLAP ACCESS	Yes - Fully Tilted	Manual Head Flap Access
TAIL FLAP ACCESS	Yes - Fully Tilted	Limited Access
PRE-CATCH AREA	Yes	No
ELECTRIC JACKS	Yes	No - Manual Operated
LOAD BARS	Yes	Yes
HUNGRY BOARD	Optional Upgrade	N/A
REMOTE FOOT PEDAL	Optional Upgrade	Optional Upgrade
3 WAY AUTO DRAFT	Yes	Yes
RUBBER MATTING	Yes	Yes
CAN BE TOWED	Yes - Contractor Model	No
^WIRELESS REMOTE	Yes	Optional Upgrade
5 WAY DRAFT	Optional Upgrade	Optional Upgrade
WARRANTY	12 months*	12 months*

INCLUDED **3 WAY DRAFT**



STATIONARY **CATCH PLATFORM**



STRAIGHT **LEAD UP RACE**



Copyright © 2022 McVeigh Parker. All Rights Reserved.