



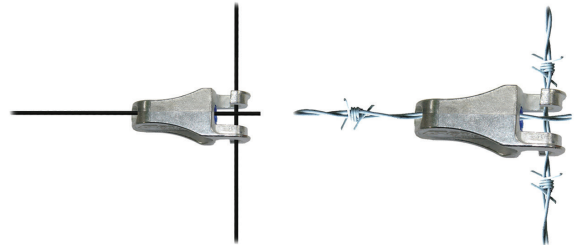
GRIPPLE T-CLIP

SPECIFICATION SHEET

The Gripple T-Clip securely fastens fencing wire at an end post. Easily installed without the need to tie or knot wire. An invaluable fixing when using small meshed pattern wire such as otter, poultry or horse fence especially at ground level.

FEATURES / BENEFITS

- > Eliminates tying and knotting wires, reducing installation time
- > No need to cut and remove vertical wire
- > The twist on action provides a secure termination
- > High grade ceramic roller for corrosion resistance
- > Two sizes available for both stock fencing or barbed wire applications

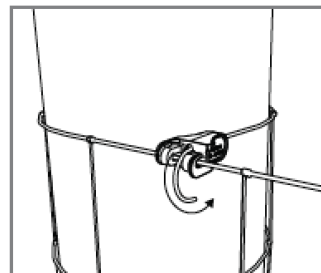
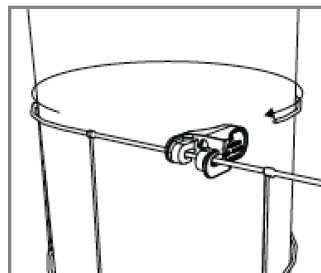
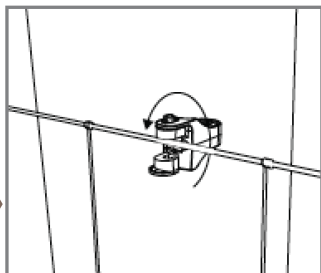


SPECIFICATION


PRODUCT	WIRE TYPE	WIRE RANGE	STANDARD WIRE GAUGE
T-CLIP 1	Plain Wire/HT Wire	1.80mm - 3.25mm	15 SWG - 10 SWG
	High Tensile Barbed	2 x 1.60mm - 2 x 1.70mm	2 x 15 1/2 SWG
T-CLIP2	Plain, Field, Electric	3.25mm - 4.20mm	10 SWG - 7 1/2 SWG
	Mild Steel Barbed	2x 1.80mm - 2 x 2.50mm	2 x 15 SWG - 2 x 12 1/2 SWG

Load dependent on accompanying Gripple Plus or Barbed tensioner. **Never tension T-Clip directly.**

INSTALLATION



NEVER TENSION DIRECTLY



TIPS

- > On field fence, install the T-Clip as close to the end post as possible, inside the closest vertical
- > Hand fasten T-Clip, never tension directly with tensioning tool
- > To make the installation easier nearer the ground, install T-Clip upside down and bend wire upwards