

STERNDALE ESTATE FENCING

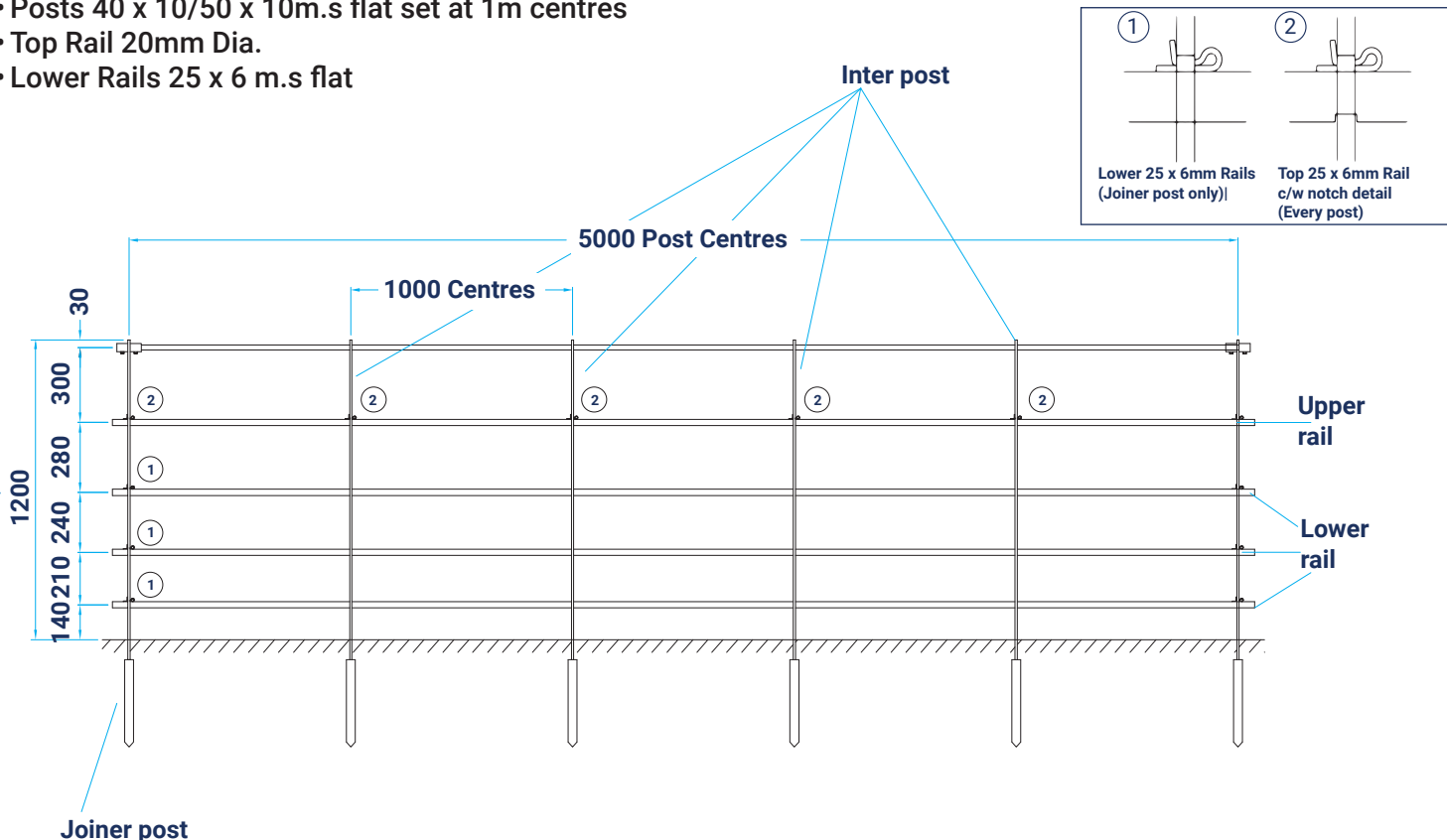
SPECIFICATION SHEET

This Victorian designed fencing has the strength and capability to contain livestock, yet in today's climate it is sold as an ornate visually attractive fence, that adds character to any house or parkland.

- Supplied loose in 5 metre sections with posts every metre and wedges for fixing
- Hot dip galvanised to BS EN ISO 1461
- Paint can be added once erected
- Being loose makes erection easier and allows you to follow the contours of the land. Also called estate or continuous bar fencing.
- Manufactured in accordance with BS 1722 Pt.8
- Posts 40 x 10/50 x 10m.s flat set at 1m centres
- Top Rail 20mm Dia.
- Lower Rails 25 x 6 m.s flat

Suitable for:

- Country estates
- Parks and open spaces
- New build housing developments

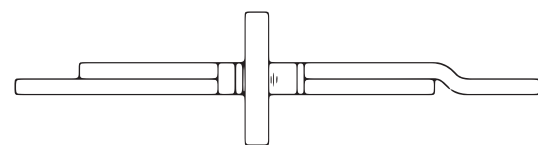




Panel/Posts


QTY/5MTR SECTION

Joiner Post	50 x 10	1
Inter Post	40 x 10	4
Upper Rail	25 x 6	1
Lower Rail	25 x 6	3




Railing fixing detail at joiner posts showing kinked end detail

Ground Fixing Options



**Devils Claw
Ground Fixing**



**Thrust Plate
Ground Fixing**

